




Hiab XS 322

Range 195,000-231,000 ft-lbs (27-32 tm)



Product brochure



Excellent reach and productivity




Hiab XS 322 Range 195,000–231,000 ft-lbs (2

A crane customized to your needs

The Hiab XS 322 sets a new level of standard in its capacity class. It gives your business the best possible performance in terms of reach, lifting capability and low-weight construction. The crane is constructed to withstand high stress tasks, and a long working life. Large slidepads decrease wear on the boom system, and JIC couplings makes the servicing time of the crane shorter. The Hiab XS 322 is controlled via manual levers or remote control, as it can be delivered with either of the CL or HiPro control systems.

X-function

Angling the outer boom upwards relative to inner boom gives greater accessibility in confined spaces.



E-link

An inner boom link makes it possible to lift a heavier load close to the column, and the outer boom link helps in lifting to higher positions such as scaffolding.

Load-holding valve

The load-holding valve is a combined hose-failure and load-holding valve which is mounted on the cylinder.

High-torque slewing system

A heavy-duty, high-torque slewing system ensures safe and efficient operation even on inclines or slopes.

Hoses internally

The hoses are run internally in the crane body and in the outrigger beam, where they are out of harm's way, thus reducing maintenance costs.

Oil bath

On most Hiab cranes over six tonne metres the slewing mechanism is kept in an oil bath. This keeps the slewing mechanism in great condition throughout the years making sure the crane can be confidently used for extremely demanding applications.

7–32 tm)

Hexagonal boom profile

The hexagonal profile ensures the boom is always in perfect balance, due to its shape and big support surface. The profile also minimizes boom deflection. This reduces maintenance costs and increases efficiency.

Side supports for stability

Side supports fitted on each boom extension stabilizes the boom laterally and minimize the play. Most Hiab crane models can be delivered with extension side supports.



JIC couplings

JIC couplings are standard on most Hiab cranes. They assure secure coupling easily, and are still very easy to disconnect for service.

Large slide pads

The hexagonal profile enables the use of larger slide pads. This makes the extensions move smoother and reduces mechanical wear on the boom.

Attachable tools

A wide range of attachable tools are available for your Hiab crane. These make sure you can carry out a lot of different tasks.

HiPro control system

HiPro is simply the most advanced control system on the truck-crane market today, delivering unrivalled speed, precision and safety. This is achieved by combining the CombiDrive² remote control, SPACE 5000 intelligence and Valve 91. Capacity is increased significantly by Automatic Speed Control (ASC). Pump Flow Distribution (PFD) maximizes productivity by ensuring super-smooth operation at all times.

Pump Flow Distribution (PFD)

Hiab cranes can handle the highest oil throughput in the market. But skilled crane drivers, able to operate several functions at the same time, want even more from their crane. And Hiab delivers, with PFD. In situations where the operator is working at the limits

and using multiple functions simultaneously, even the largest pump may not be able to supply enough oil. This can result in the crane acting unpredictably, but not if your crane is equipped with PFD. This innovative system distributes the available oil in proportion to the operator's lever movements.


All functions will continue to work just as expected with no disturbances or surprises although you require more oil flow than available. Once full oil flow is restored, it is full speed ahead once again.

PFD has proven extremely useful in practice. Even at an oil flow of 100 l/min, the system activates three times per load cycle during normal use. If you demand maximum convenience and productivity from your crane, you should not settle for less than a crane equipped with PFD.



Valve 91

The Hiab Valve 91 represents the pinnacle of valve technology and handles very large oil throughput. It is a closed centre, pressure-compensated and load-sensing control valve. This provides the operator with a fingertip feel when controlling the crane.



Valve 80

The Hiab Valve 80 is a top of the line open centre valve based on well proven technique which gives superb reliability. The valve handles large oil flows and provides great precision and ease of operation.



CombiDrive²

With the Hiab CombiDrive² you can position yourself at the best possible location when operating the crane. It features 24 proportional and 12 on/off functions for controlling the crane, optional equipment and accessories, all with the same precision.



Intelligence systems

All electronic functions are managed by a SPACE system, which is a computer devised to intelligently assist you in operating your crane. The SPACE electronics are housed in a 100% weather-proof casing and is extremely reliable and easy to use. On the front of the casing a number of indicators clearly show vital information to the operator. As an example, the pressure in the two cylinders is displayed continuously. Observing these indicators proves very useful when positioning the booms for lifting loads at maximum capacity.

SPACE 5000 intelligence system

The SPACE 5000 system features Automatic Duty Control (ADC) and the Automatic Speed Control (ASC) function. The later function boosts capacity in a smooth, stepless motion and in addition to this Pump Flow Distribution (PFD) ensures super-smooth operation at all time.

The SPACE 5000 is a part of the HiPro control system.

Front runners in boom design

A Hiab crane is built to withstand extreme loading under all kinds of circumstances, in all field conditions. Keeping the boom reliable, tough and sturdy under extreme loading has made Hiab a world leader in crane boom engineering.





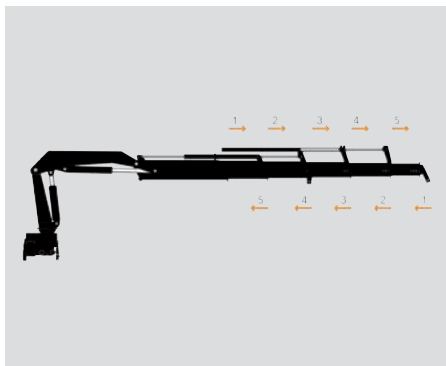
Designed for maximum performance

The crane has an E-link solution which gives excellent lifting capabilities when handling heavy loads close to the column. In order to increase the lifting capacity even more a P-boom can be specified as an option.

The P-boom has up to five extensions specially dimensioned to carry maximum load. On top of this each extension is slightly longer, giving you an outreach that is greater than a conventional five extension boom.

E-link

An E-link system is a kind of lever connection between the column and the inner boom, as well as the inner and the outer boom. This is beneficial when lifting heavy loads straight up to high positions, such as scaffolding.



Controlled extension and retraction sequence

A controlled sequence means that the extensions always move in the same order. Extracting and retracting the extensions in a controlled sequence means that the total weight is lower, this is of most importance on a long boom system.



High boom warning

When the pressure is on and you need to get to the next job fast, mistakes can happen. For example, if a driver forgets to park the crane, the consequences could be serious. In these situations, you'll appreciate a safety function like high boom warning. The SPACE system continuously monitors the boom position. If the crane is left in its upright position, an indicator lamp in the cabin will alert the driver before driving away.



Setting higher standards

Operating your crane by remote control

The benefit of Hiab's remote control units ensures that the crane operator can be positioned at the best possible location when operating the crane. This leads to more efficient, comfortable work and also increases safety. A further spin-off effect is that you can be your own loading assistant due to the fact that you can position yourself next to the load, or wherever the loading assistant would be standing. Your tasks will be completed faster and at a lower cost.

Design innovation – driven by you

Hiab is renowned throughout the world for its innovation and engineering excellence. The quality and reliability of our cranes are without equal in the truck loader market. But there is another crucial factor in our global success. We have a philosophy of listening and responding to the needs of those who matter most – the people who own and operate our cranes. The design and development of every crane we manufacture is customer-driven, this will definitely shine through in your Hiab loader crane.



Atlas Polar
IT'S ALL ABOUT QUALITY™

Atlas Polar Company Ltd.
60 Northline Road
Toronto, ON M4B 3E5
Canada
1-888-799-4422
info@atlaspolar.com
www.atlaspolar.com