



Hiab XS 211 CLX Capacity 65,000 ft-lbs



Product brochure



SCANIA

F 71673
DUBAI

1-888-799-4422 • info@atlasolar.com

Robustness for a tougher challenge

A compact crane with tremendous outreach

The Hiab XS 211 CLX, with its compact design and small installation space, is in essence a versatile crane. Customizing this crane in terms of boom, links and other options is easy – just let us know your needs and we'll tailor it to match you and your customers' needs. This crane is ideal for smaller installation jobs.

Design innovation – driven by you

In designing a crane, Hiab always looks for what is best for our customer – you. A loader crane can, and should, be used for a wide variety of tasks. Depending on your business, you probably want to put some crane properties slightly in front of others – speed, close-in handling, or precision for instance. There will always be a Hiab crane that perfectly suits your needs and demands. So whether you dig, deliver glass to a new building, lift heavy machinery, or do a bit of everything – Hiab has the solution.

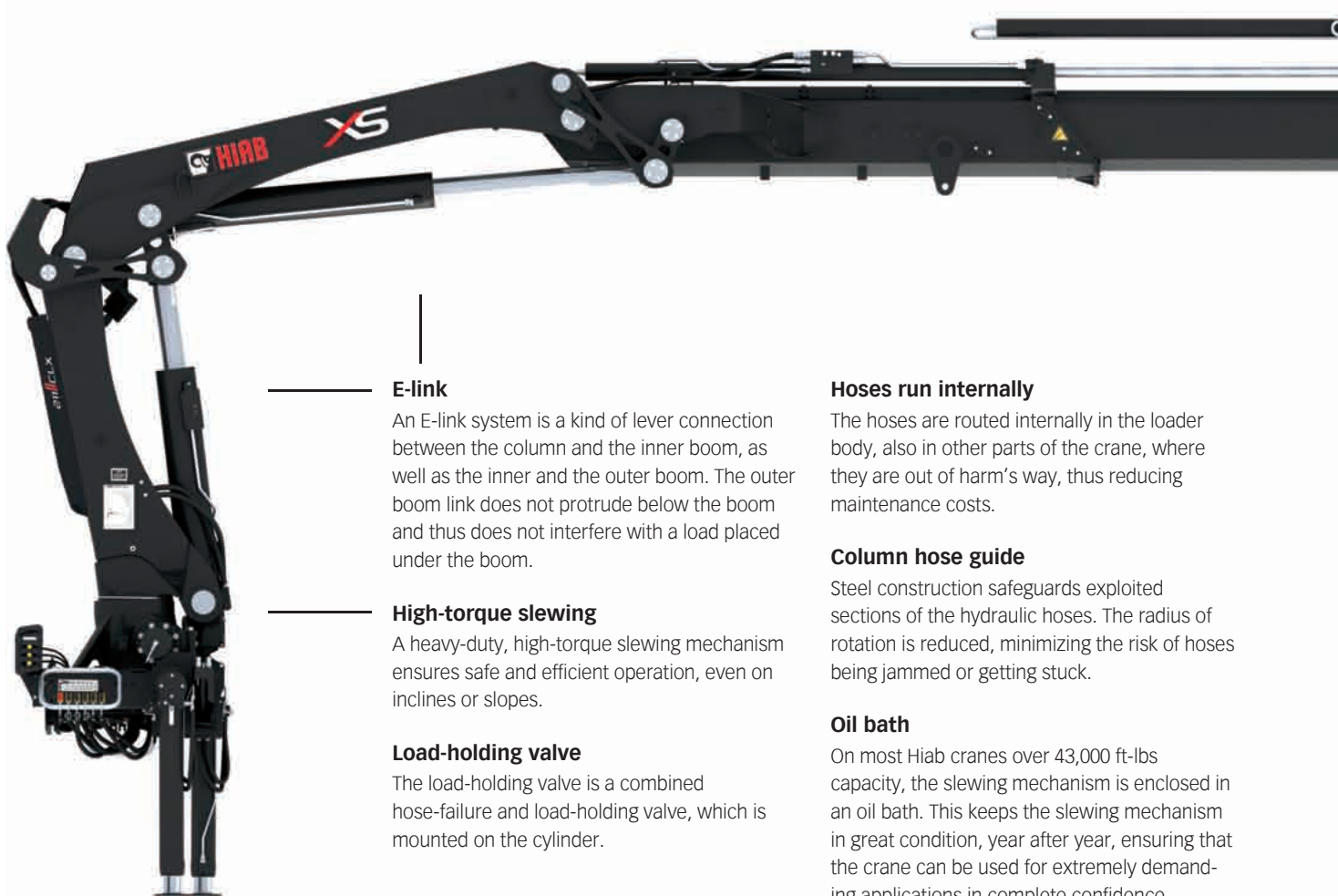
Hiab XS 211 CLX Capacity 65,000 ft-lbs

Front runners in boom design

A Hiab crane is built to withstand extreme loading under all kinds of circumstances, in all field conditions. Keeping the boom reliable, tough and sturdy under extreme loading has made Hiab a world leader in crane boom engineering.

Hexagonal boom profile

The hexagonal profile used on Hiab booms is a ground-breaking design introduced by Hiab many years ago. It is now standard throughout the market for loader cranes. Even the smallest Hiab crane takes advantage of this design.



E-link

An E-link system is a kind of lever connection between the column and the inner boom, as well as the inner and the outer boom. The outer boom link does not protrude below the boom and thus does not interfere with a load placed under the boom.

High-torque slewing

A heavy-duty, high-torque slewing mechanism ensures safe and efficient operation, even on inclines or slopes.

Load-holding valve

The load-holding valve is a combined hose-failure and load-holding valve, which is mounted on the cylinder.

Hoses run internally

The hoses are routed internally in the loader body, also in other parts of the crane, where they are out of harm's way, thus reducing maintenance costs.

Column hose guide

Steel construction safeguards exploited sections of the hydraulic hoses. The radius of rotation is reduced, minimizing the risk of hoses being jammed or getting stuck.

Oil bath

On most Hiab cranes over 43,000 ft-lbs capacity, the slewing mechanism is enclosed in an oil bath. This keeps the slewing mechanism in great condition, year after year, ensuring that the crane can be used for extremely demanding applications in complete confidence.

Flexible cylinder positioning


Some extension cylinders can be positioned either on top of the boom, or side-mounted. This influences the crane's dimensions and enables easier access to confined spaces.

Hexagonal boom profile

The hexagonal profile ensures that the boom is always held in perfect balance, thanks to its shape and large support surface. The profile also minimizes boom deflection, thus reducing maintenance costs and increasing efficiency.

Side supports for stability

Side supports attached to each boom extension stabilize the boom laterally and minimize the play. Most Hiab crane models can be delivered with extension side supports.



JIC couplings

JIC couplings are standard on most Hiab cranes. They ensure easy and secure coupling, yet are very simple to disconnect for service.

Large slide pads

The hexagonal profile enables the use of larger slide pads. This makes the extensions move more smoothly and reduces mechanical wear on the boom.

Attachable tools

A wide range of attachable tools are available for your Hiab crane. These enable you to carry out many different tasks.

CLX control system

The CLX control system gives you an excellent and versatile crane, providing all the functionality you need to perform a wide range of general cargo handling tasks. CLX cranes are controlled manually via side controls. Optional solutions, such as a high seat, are also available. The hydraulic system of a CLX crane features load-holding valves with an integrated hose failure function, as well as port-relief valves to prevent the crane from over loading. The main control valve is the Hiab Valve 80, which enables the crane to perform more than one crane function at the same time, smoothly and efficiently.

Valve 80

The Hiab Valve 80 is a top-of-the-line open-center valve based on a well-proven technique which gives superb reliability. It features very good dynamic characteristics and performs with ease while slewing and handling numerous operations at the same time. The valve can handle large oil flows, distributing great power to the cylinders and all other hydraulic functions, and yet it can be controlled with high precision.



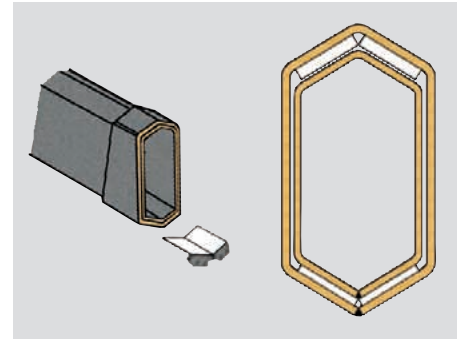
Valve 80

The Hiab Valve 80 is a top-of-the-line open-center valve, based on a well-proven technique which gives superb reliability. The valve handles large oil flows and provides great precision and ease of operation.



Side controls

The levers are positioned at the crane base. Cross-controls give the same sequence of levers on both sides.



Hexagonal boom profile

The hexagonal profile used on Hiab booms is a ground-breaking design introduced by Hiab many years ago. It is now standard throughout the market for loader cranes. Even the smallest Hiab crane takes advantage of this design.





Atlas Polar
IT'S ALL ABOUT QUALITY™

Atlas Polar Company Ltd.
60 Northline Road
Toronto, ON M4B 3E5
Canada
1-888-799-4422
info@atlaspoler.com
www.atlaspoler.com